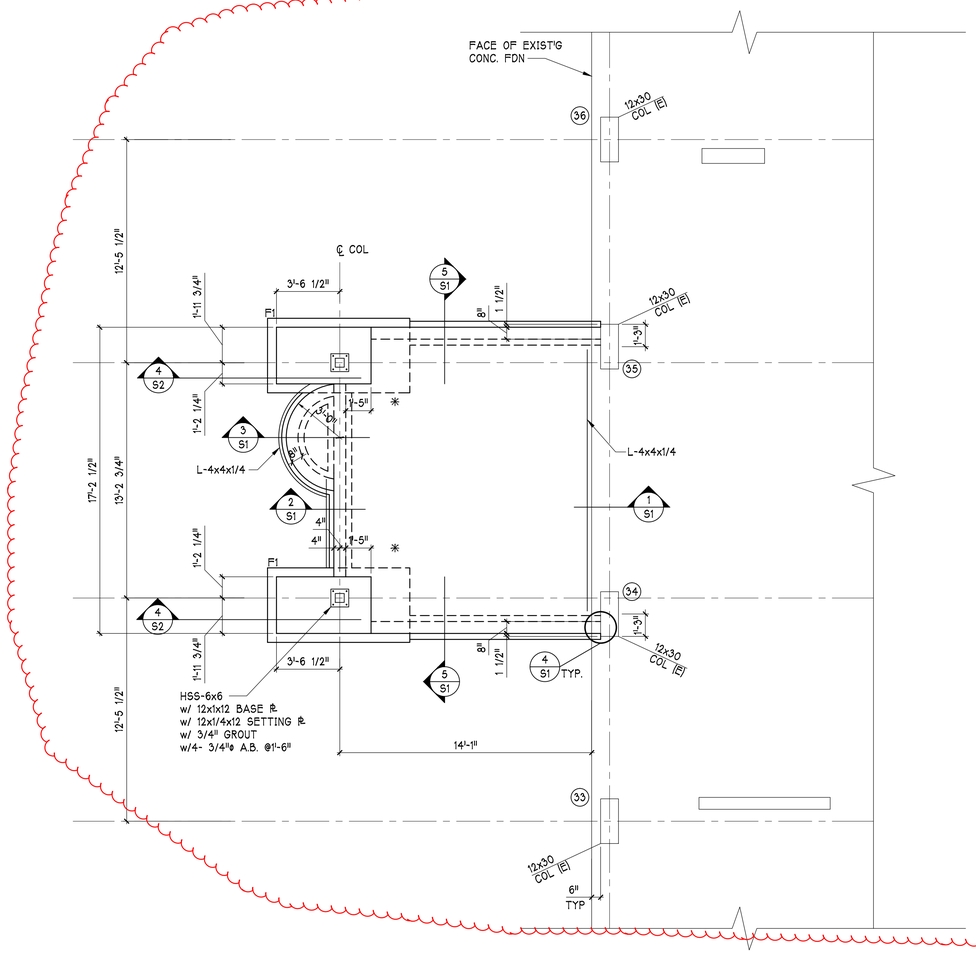

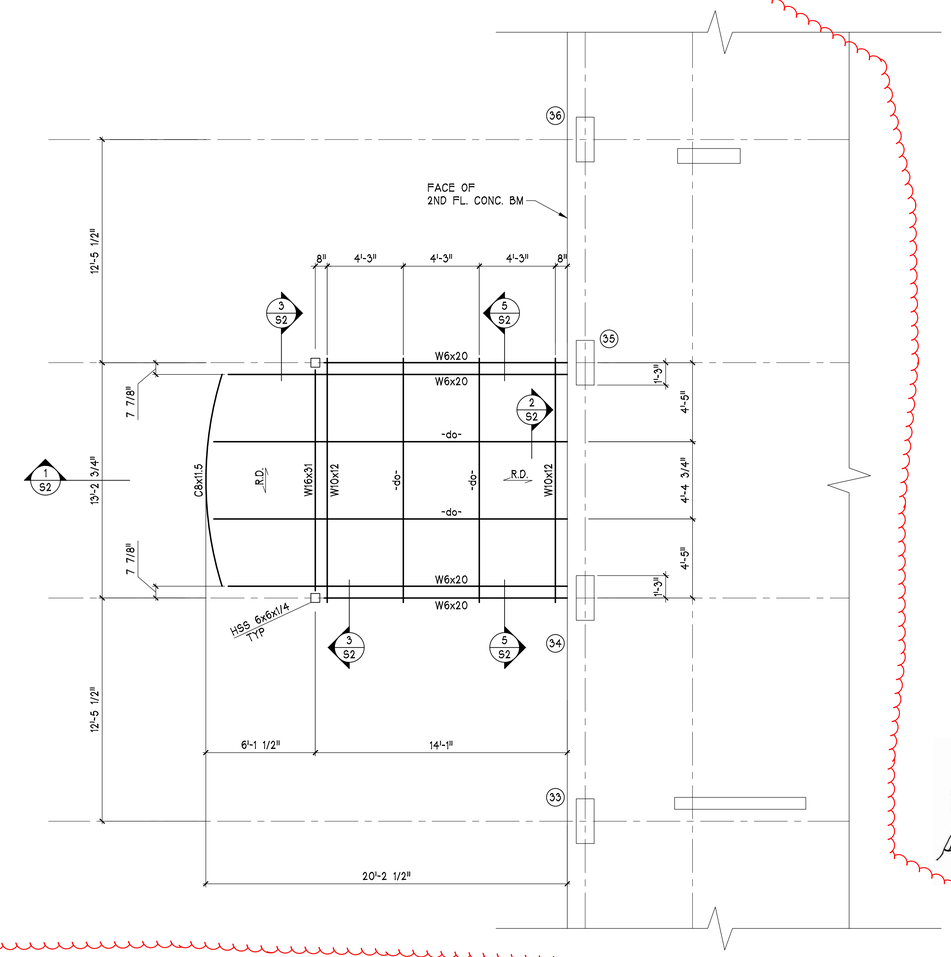

1ST FLOOR & FOUNDATION PLAN

SCALE : 1/4" = 1'-0"
T/SLAB EL 0'-0"
CONCRETE SLAB CONSTRUCTION- 5" CONCRETE SLAB ON GRADE W/6X6 W1.4 X W1.4 W.W.F. OVER 4" COMPACTED GRANULAR FILL & 10 MIL VAPOR BARRIER.
T/CONCRETE EL. 0'-0"
✳ -LOCATION OF SOIL BEARING TEST TO BE TAKEN BY OTHERS.
[ ] -ELEVATION BOTTOM OF FOOTING. [-4'-0"] U.N.O.

FOR AREA OCCUPIED BY BUILDING
(1) STRIP TOP SURFACE OF ALL ORGANIC MATTER AND TOP VEGETATION.
(2) PROOF ROLL ENTIRE SLAB AREA WITH A SHEEPSFOOT ROLLER UNTIL NO SOFT SPOTS OR DEPRESSIONS DEVELOP.
PROVIDE ALL FILL REQUIRED AND NECESSARY TO BRING GRADE TO THE ELEVATION REQUIRED.
PORTIONS OF FOOTINGS SHOWN SHALL BE BUILT ON APPROVED COMPACTED FILL MATERIAL (2500 PSF MINIMUM BEARING).
Sp=2500 PSF
ALL CONC. f'c=4000 psi - 6 bags min.
ALL REINF. A615 - GRADE 60

NOTE: 1) CONTRACTOR TO VERIFY ALL DIMENSIONS & ELEVATIONS IN FIELD.
2) SEE ARCH DRWGS FOR REMOVAL OF EXISTING CURB AS REQUIRED.

VESTIBULE ROOF PLAN

SCALE : 1/4" = 1'-0"
B/STEEL EL. +12'-0" U.N.O.
- 1 1/2" - 22GA. ROOF DECK TYPE "WR" MINIMUM 3 SPANS CONTINUOUS
- INDICATES SPAN OF DECK

INSTALL METAL DECK IN SUCH A WAY AS TO RESIST A MINIMUM HORIZONTAL FORCE OF 150 LBS. PER FOOT FOR A 5'-0" SPAN.
ALL WIDE FLANGE STRUCTURAL STEEL ASTM A-992 GRADE 50
ALL OTHER STRUCTURAL STEEL ASTM A-36
ALL HSS SHAPES TO BE ASTM A-550 Fy=46 KSI
ALL BOLTS TO BE ASTM A325 - 3/4"ø

ROOF LOADING SCHEDULE

LIVE LOAD	25 PSF + SNOW DRIFT
DEAD LOAD	
ROOFING	6 PSF
INSULATION	2
METAL DECK	2
STRUCTURAL STEEL	3
MECH. AND ELEC.	3
CEILING AND SUSPENSION	4
	20 PSF
TOTAL LOADS	45 PSF + SNOW DRIFT
WIND LOAD BUILDING CODE - CITY OF CHICAGO	20 PSF

INFORMATION AND DIMENSION OF THE EXISTING STRUCTURE OBTAINED FROM THE ORIGINAL DRAWINGS PREPARED BY LOWENBERG AND LOWENBERG DATED APRIL 30, 1970.

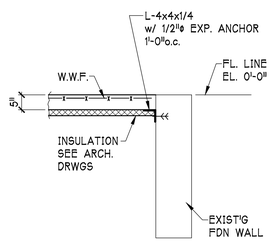

SECTION 1/S1
SCALE: 1/2" = 1'-0"

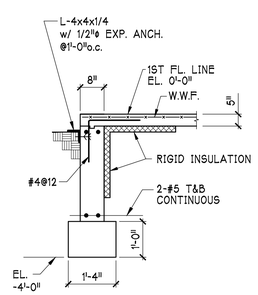

SECTION 2/S1
SCALE: 1/2" = 1'-0"

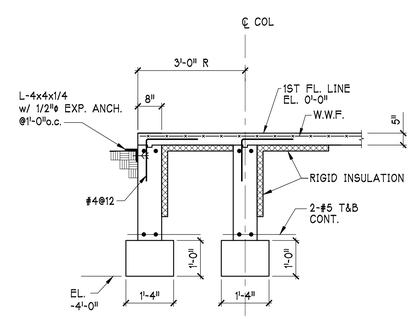

SECTION 3/S1
SCALE: 1/2" = 1'-0"

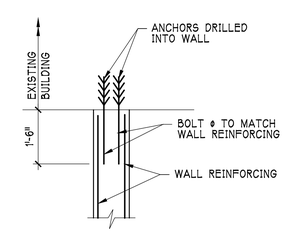

DETAIL 4/S1
SCALE: 1/2" = 1'-0"

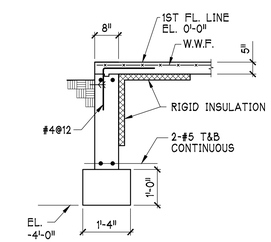

SECTION 5/S1
SCALE: 1/2" = 1'-0"

STATE OF ILLINOIS
SHEFFEE
LULKIN
81-3441
SKOKIE, IL
LICENSED STRUCTURAL ENGINEER
3-29-18

NO.	DATE	DESCRIPTION
1	10.06.17	BACKGROUND
2	3.29.18	CO-ORDINATION

A. WILLIAM SEEGERS ARCHITECTS
117 North Jefferson St., Suite LL3B
Phone 312-454-0099
Chicago, Illinois 60661
Fax 1-312-454-1456
E-mail AWSeegers@aol.com

Drawing Title:
1st Floor
Upgrade Repairs
2101 S. Michigan Avenue
Chicago, IL

DESCRIPTION:
ENTRY LOBBY

JOB NO. 1701
DRAWN BY: BCC
CHECKED BY: SL
DATE: 1-26-18

SHEET NO.
S1.00